



LEGALLOG

LEGALLOG MICROSITE USER GUIDE



Table of contents

1. Microsite Access	4
2. Microsite Using.....	6
2.1. Detail information page	6
2.2. Language change	8
2.3. Page Scroll Up/Down	10

Table of figures

Figure 1. Home page	4
Figure 2. Header - Home page.....	4
Figure 3. Running title - Home page.....	5
Figure 4. The world map and related countries	5
Figure 5. Footnote - Home page	5
Figure 6. Message while hovering mouse on a country.....	6
Figure 7. List of countries.....	6
Figure 8. Detailed page of DRC	7
Figure 9. Detailed section of DRC.....	8
Figure 10. Icons for changing languages.....	8
Figure 11. Icon for changing language in the detailed page	9
Figure 12. Vietnamese interface	9
Figure 13. English interface.....	10
Figure 14. Scroll up/down icons	10

1. Microsite Access

To access the LegalLog microsite, open any browser on an Internet-connected computer and type in the following URL: <https://legallog.vietfores.org/>. If successful, the browser will access the home page of the microsite as shown below.



Figure 1. Home page

On the top of the home page, from left to right, the site contains information about Copyright, Disclaimer, stakeholder logos and language switching icons, as shown below.



Figure 2. Header - Home page

Next, the section that runs the title containing the website name, objectives with the background some images of forests and timber provided by GIZ, as

shown below.



Figure 3. Running title - Home page

The center of the home page contains the world map. The countries with different colors that gray are the countries that have been introduced to information supporting the implementation of timber legality assurance systems, as shown below.

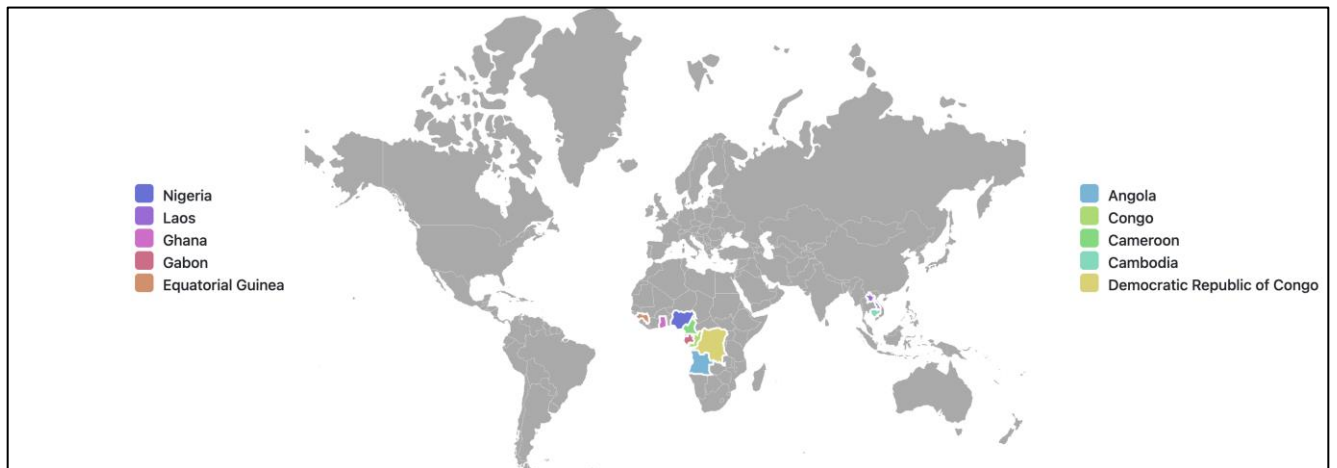


Figure 4. The world map and related countries

Finally, the footnote section contains contact information, copyright, QR code to install the app, as shown below.

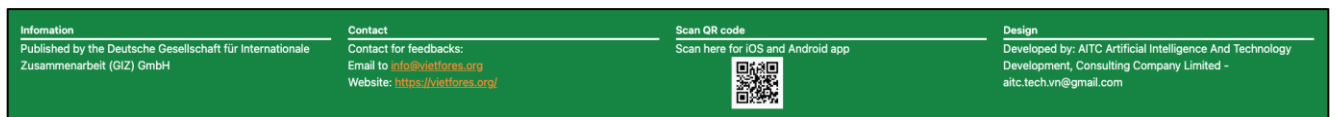


Figure 5. Footnote - Home page

2. Microsite Using

2.1. Detail information page

To access the detailed content page of each country, at the home page, in the world map section, hover and click on the country you want to see detailed information. When hovering over the corresponding water, there will be a small window showing the name of the country and a click notification, as shown below.



Figure 6. Message while hovering mouse on a country

On the left and right side of the world map is a list of 11 countries with the corresponding color on the map, users can click on the name of the country to access the detailed page.

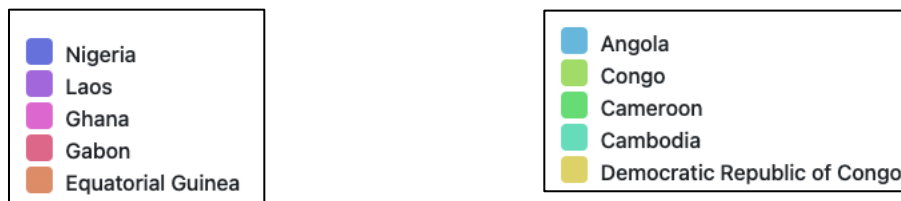


Figure 7. List of countries

In the display mode on the world map, clicking on any country will open a detailed page window containing information for each country, with 7 corresponding sections, for example as shown below.

Implementing Timber Legality Assurance Systems
A guide to comply with timber legality requirements in Drc and to support due diligence

DRC'S TIMBER LEGALITY REQUIREMENTS
The Democratic Republic of Congo is negotiating a Voluntary Partnership Agreement with the European Union. A Timber Legality Assurance System is being developed in this country. It ensures that wood products conform to national laws and helps prevent the illegal importation of timber into other countries. This system depends on the government developing effective control and verification system and operators complying with legal requirements and conducting due diligence. By being aware of the legal requirements in the Democratic Republic of Congo highlighted below, law enforcement agencies and importers can implement control measures to promote the legal timber that is harvested, transported and traded. Importers and verification agencies may refer to or use this definition in implementing due diligence.

SUGGESTIONS FOR DEVELOPING AND IMPLEMENTING DUE DILIGENCE FOR IMPORTERS
Due diligence and complexity
■ Due diligence is the compliance of organizations and individuals with legal

HARVESTING TIMBER
Harvesting rights
Develop and approve management plan
Assure compliance with customary rights, rights of indigenous people
Assure compliance with the Convention on International Trade in Endangered Species of Wild Fauna and Flora (CITES).
Assure compliance with tax and fee regulations

TRADE & TRANSPORT
Implement full compliance with procedures and timber export inspection

CROSS-CUTTING ISSUES
Compliance with regulations on labor, occupational safety and health

PROCESSING
Assure compliance with regulations on business registration
Assure compliance with environmental and social regulations

More information on Timber Legality Requirements from DRC at:
<https://preferredbynature.org/projects/developing-background-analysis-voluntary-partnership-agreement-vpa-support-project>
<https://timberlex-appa.fao.org/>

Figure 8. Detailed page of DRC

To view detailed information of each section, users click on the title of each section. The website will display detailed information including text and images, such as the image below.

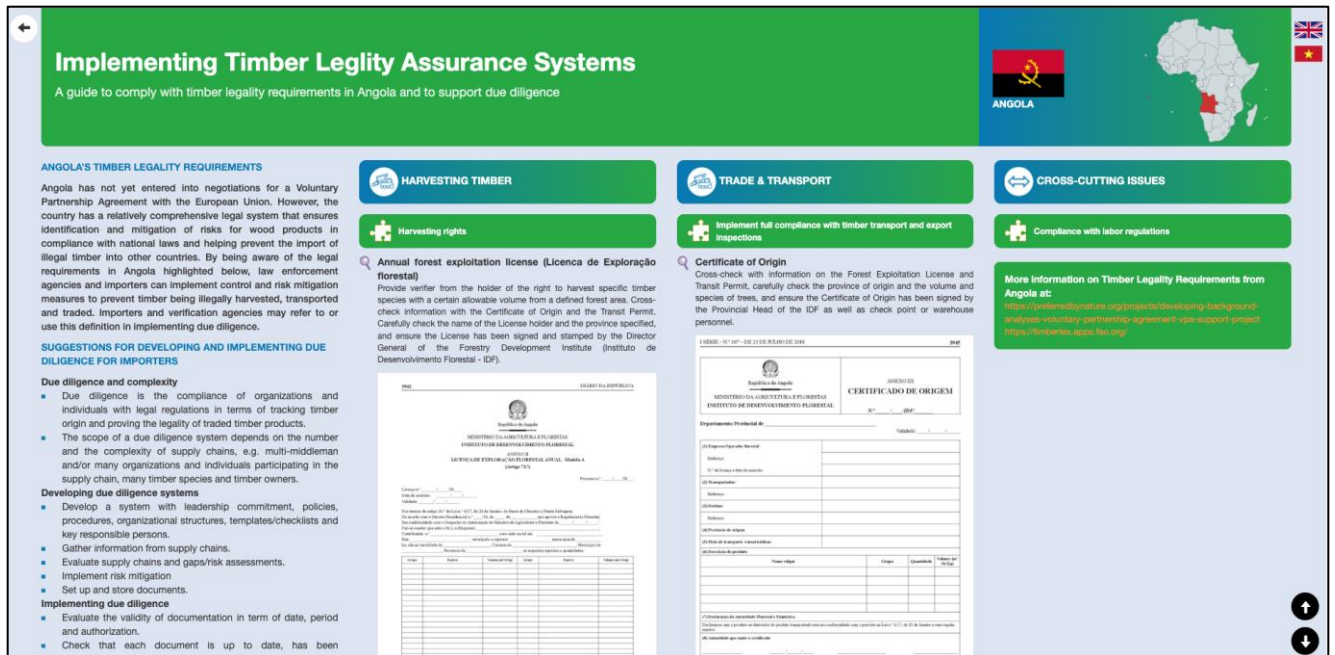


Figure 9. Detailed section of DRC

2.2. Language change

To switch between English and Vietnamese languages, users click on the corresponding flag icon in the upper right corner of the screen.




Figure 10. Icons for changing languages



Figure 11. Icon for changing language in the detailed page

The interface in English and Vietnamese is the same, only the language used is different, as shown in the two pictures below.



Figure 12. Vietnamese interface



Figure 13. English interface

2.3. Page Scroll Up/Down

At the detailed page, users can scroll up/down the page to the bottom/top by click on the corresponding icons in at the right corner, as presented in the following figure.

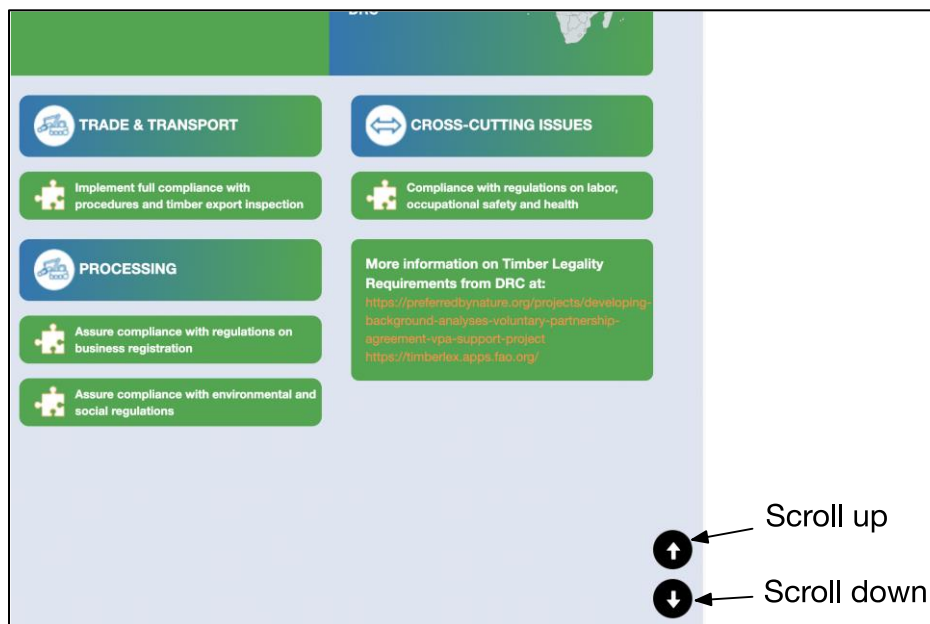


Figure 14. Scroll up/down icons